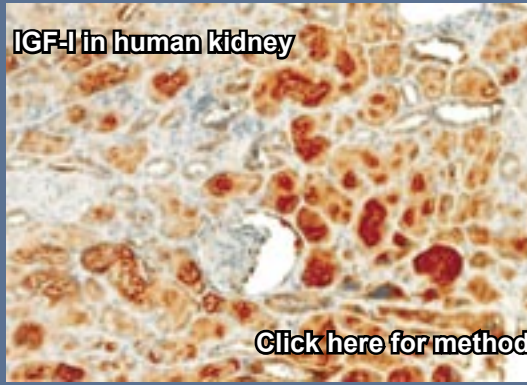




IGF-I in human kidney



[Click here for method](#)

IGF-I in human skin (wound repair)



[Click here for method](#)

No more Hide and Seek!

Find IGF-I with GroPep's IGF-I Antibody for Immunohistochemistry

IGF-I Antibody for Immunohistochemistry

Product Code: PABCa

Quantity: 200 µg

[Click here to view Product Specification Sheet](#)

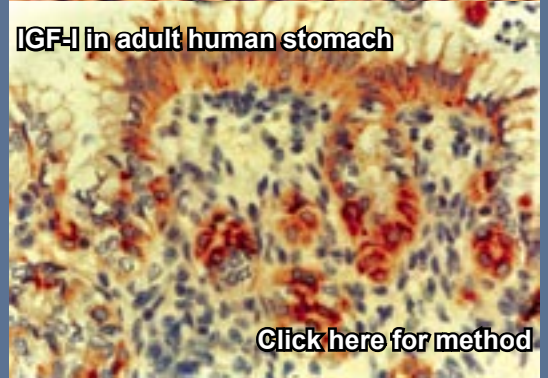
[Click here to order](#)

IGF-I in human duodenum (200x)



[Click here for method](#)

IGF-I in adult human stomach



[Click here for method](#)

IGF-I in rat skin



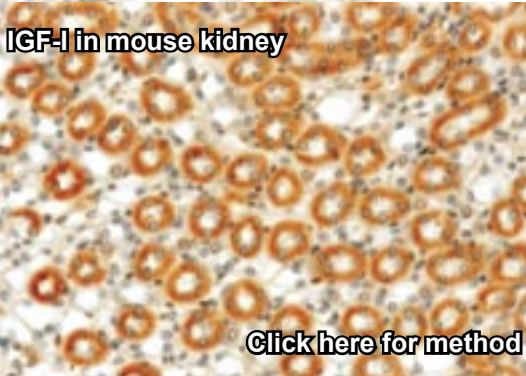
[Click here for method](#)

IGF-I in rat sebaceous gland



[Click here for method](#)

IGF-I in mouse kidney



[Click here for method](#)

IGF-I in barramundi (fish) kidney



[Click here for method](#)

Very low background

<0.1 % cross-reactivity with IGF-II

Suitable for fixed or unfixed tissue

GroPep Limited

ABN 78 008 176 298

Email: bioreagents@gropep.com.au

Website: www.gropep.com.au

GroPep: Experience Quality